



Summer Work Challenge



Welcome to First Grade! Mrs. Seaman and Ms. Gallentine are excited to have you in our class next year. To keep your brain strong and have everything you need to be successful in First Grade, we have prepared summer learning options for you to practice your math, reading and writing skills. Have a wonderful summer and keep energizing your brain!

Word Lists:

Long a: ai, ay, a__e

rain

braid

chain

mail

paint

train

wait

fail

day

play

pay

stay

may

way

today

hay

name

cake

shake

plane

wave

cage

Long e: ea, ee

beat

clean

beach

cream

peace

teacher

heat

mean

eat

peach

bee

see

jeep

sleep

free

tree

Street

Long o: oa, ow, o__e

boat

goat

oak

moan

coach

oat

toast

whoa

road

blow

crow

elbow

flow

know

pillow

snow

show

glow

low

own

cone

broke

home

hole

mole

Long i: ie, igh, i__e

pie

tried

die

skies

tie

fight

bright

right

lighthouse

flight

might

fire

dice

time

dime

kite

prize

lime

ew, ue, ui

blew

flew

grew

news

screw

chew

blue

glue

true

due

argue

tissue

cruise

juice

suit

Fruit

Vowel oo

moon

cool

hoop

food

loose

hoot

moo

room

kangaroo

tooth

too

pool

spoonful

Name: _____

My 100 Chart

1	2	3	4	5	6	7	8	9	10
11	12	13	14	15	16	17	18	19	20
21	22	23	24	25	26	27	28	29	30
31	32	33	34	35	36	37	38	39	40
41	42	43	44	45	46	47	48	49	50
51	52	53	54	55	56	57	58	59	60
61	62	63	64	65	66	67	68	69	70
71	72	73	74	75	76	77	78	79	80
81	82	83	84	85	86	87	88	89	90
91	92	93	94	95	96	97	98	99	100

Name: _____

100 Chart: Skip Counting by 10s

1	2	3	4	5	6	7	8	9	10
11	12	13	14	15	16	17	18	19	20
21	22	23	24	25	26	27	28	29	30
31	32	33	34	35	36	37	38	39	40
41	42	43	44	45	46	47	48	49	50
51	52	53	54	55	56	57	58	59	60
61	62	63	64	65	66	67	68	69	70
71	72	73	74	75	76	77	78	79	80
81	82	83	84	85	86	87	88	89	90
91	92	93	94	95	96	97	98	99	100

Name: _____

100 Chart: Skip Counting by 5s

1	2	3	4	5	6	7	8	9	10
11	12	13	14	15	16	17	18	19	20
21	22	23	24	25	26	27	28	29	30
31	32	33	34	35	36	37	38	39	40
41	42	43	44	45	46	47	48	49	50
51	52	53	54	55	56	57	58	59	60
61	62	63	64	65	66	67	68	69	70
71	72	73	74	75	76	77	78	79	80
81	82	83	84	85	86	87	88	89	90
91	92	93	94	95	96	97	98	99	100

Name: _____

100 Chart: Skip Counting by 2s

1	2	3	4	5	6	7	8	9	10
11	12	13	14	15	16	17	18	19	20
21	22	23	24	25	26	27	28	29	30
31	32	33	34	35	36	37	38	39	40
41	42	43	44	45	46	47	48	49	50
51	52	53	54	55	56	57	58	59	60
61	62	63	64	65	66	67	68	69	70
71	72	73	74	75	76	77	78	79	80
81	82	83	84	85	86	87	88	89	90
91	92	93	94	95	96	97	98	99	100

Name: _____ Date: _____

COLOR BY SUM



10



14



15



9



8



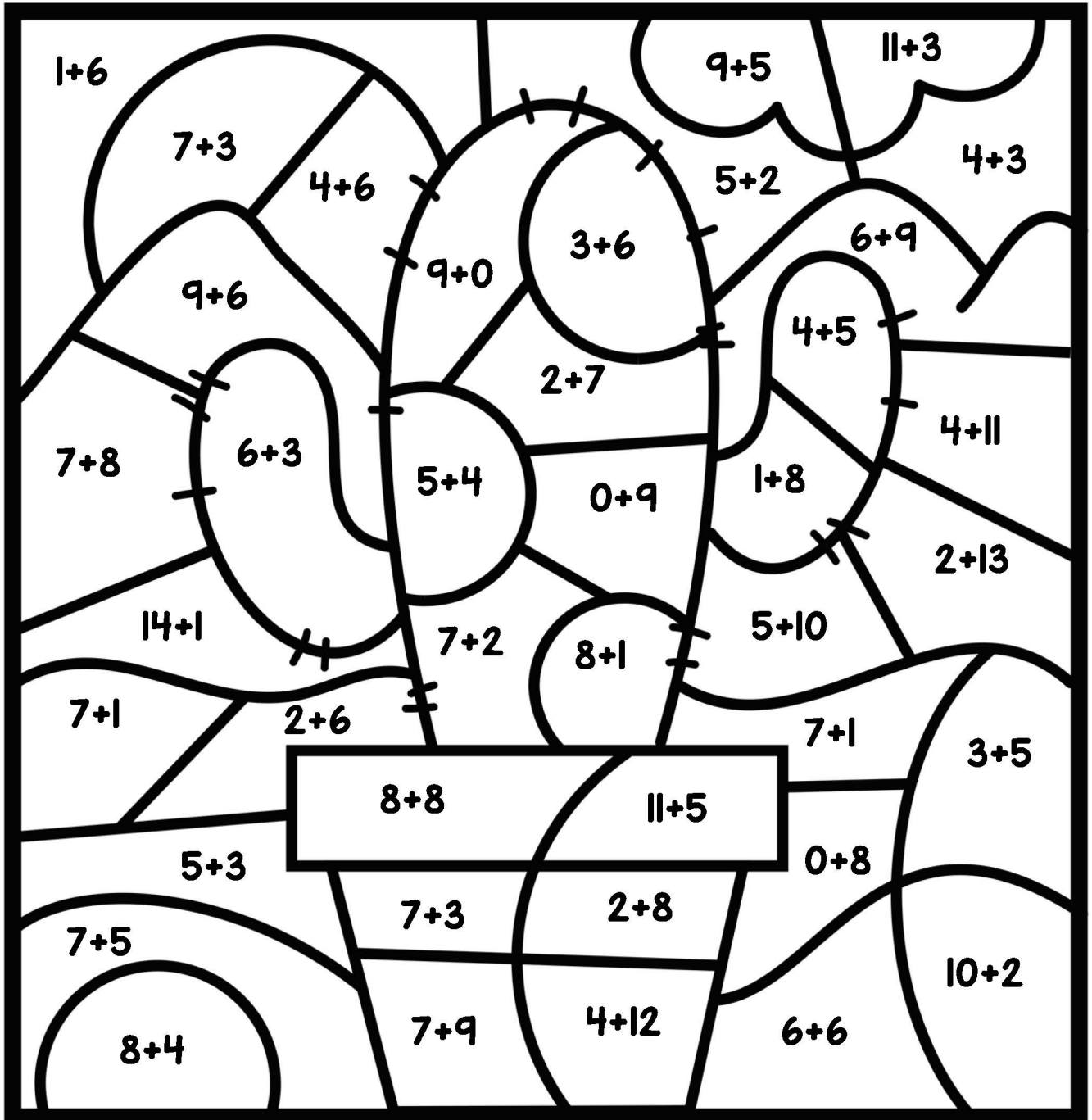
16




12



7



KEY FOR COLOR BY SUM



Name: _____ Date: _____

COLOR BY SUM



15



11



13



10



20



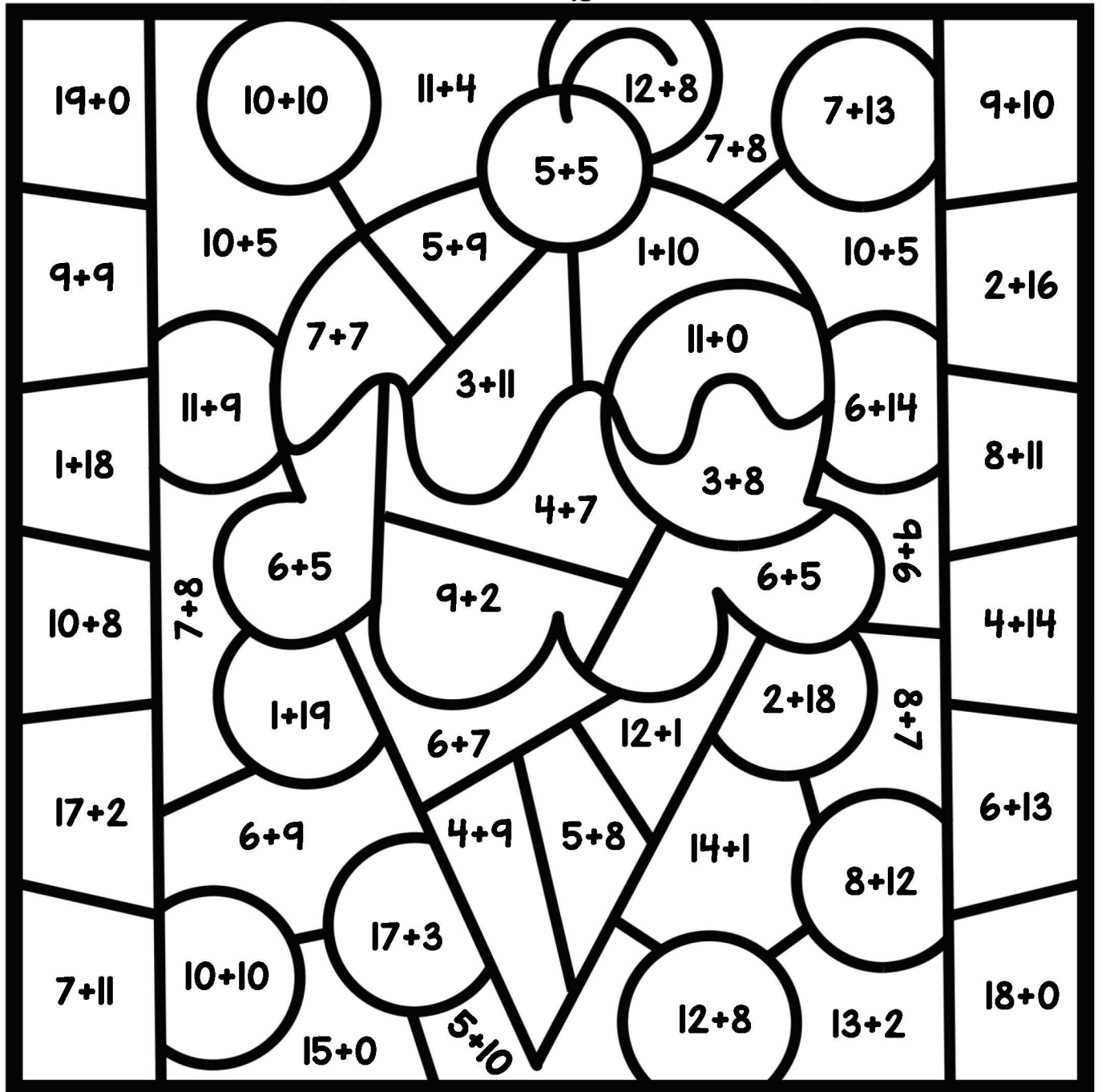
19




18



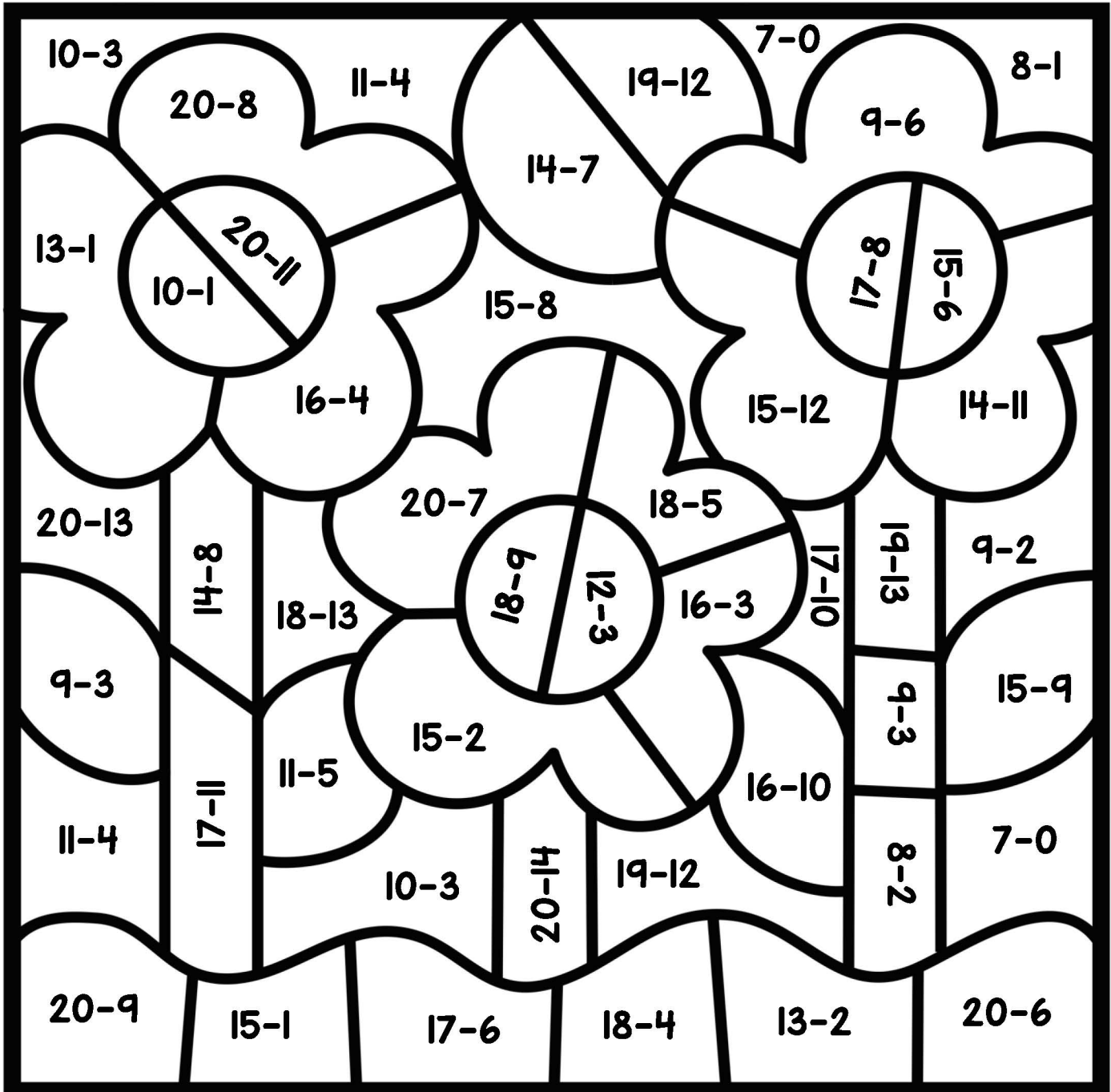
14




KEY FOR COLOR BY SUM



COLOR BY DIFFERENCE

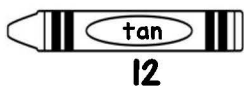


KEY FOR COLOR BY DIFFERENCE



Name: _____ Date: _____

COLOR BY DIFFERENCE



12



11



8



10



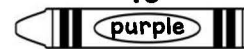
6



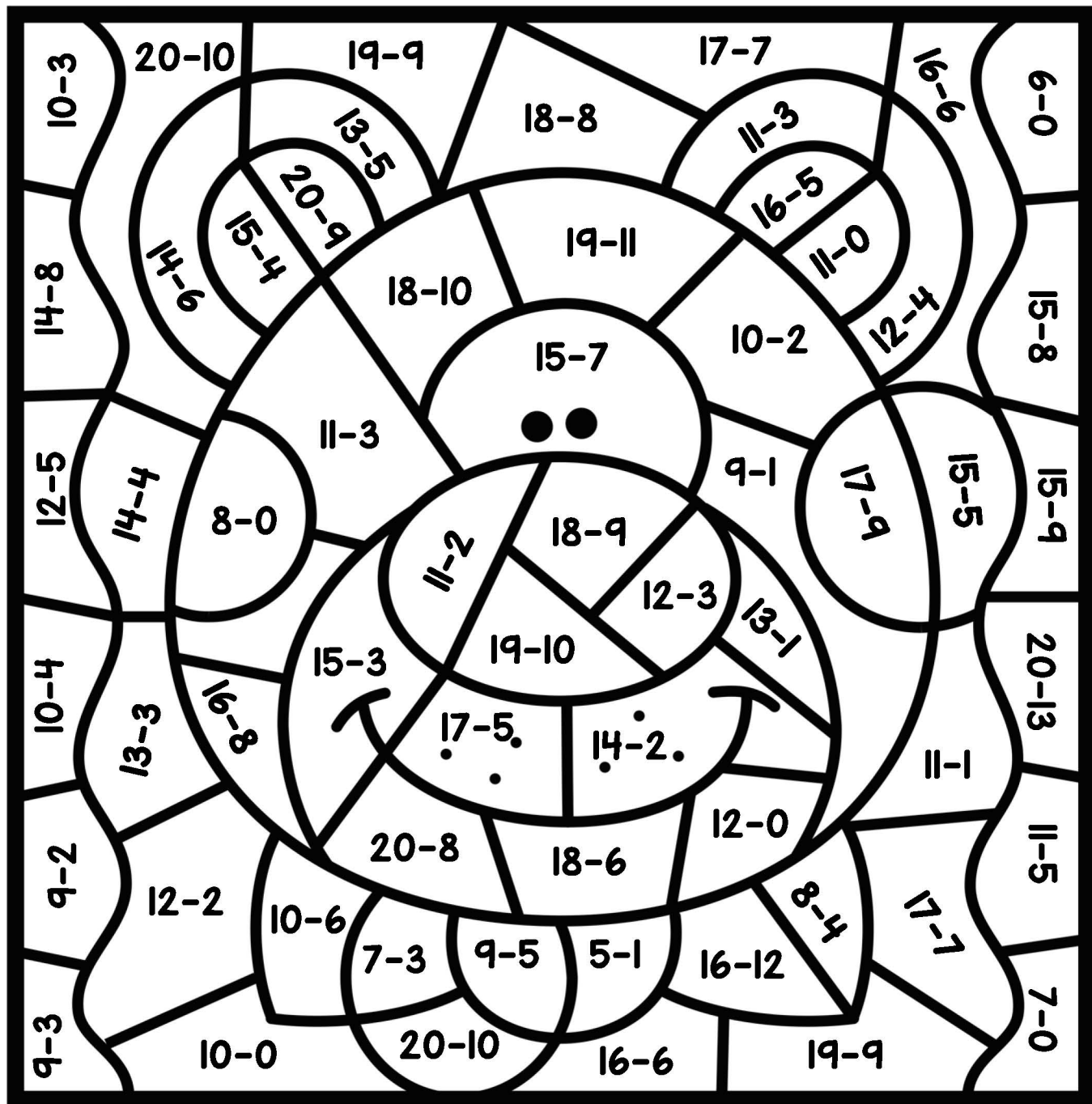
7




9



4



KEY FOR COLOR BY DIFFERENCE



Addition to 10

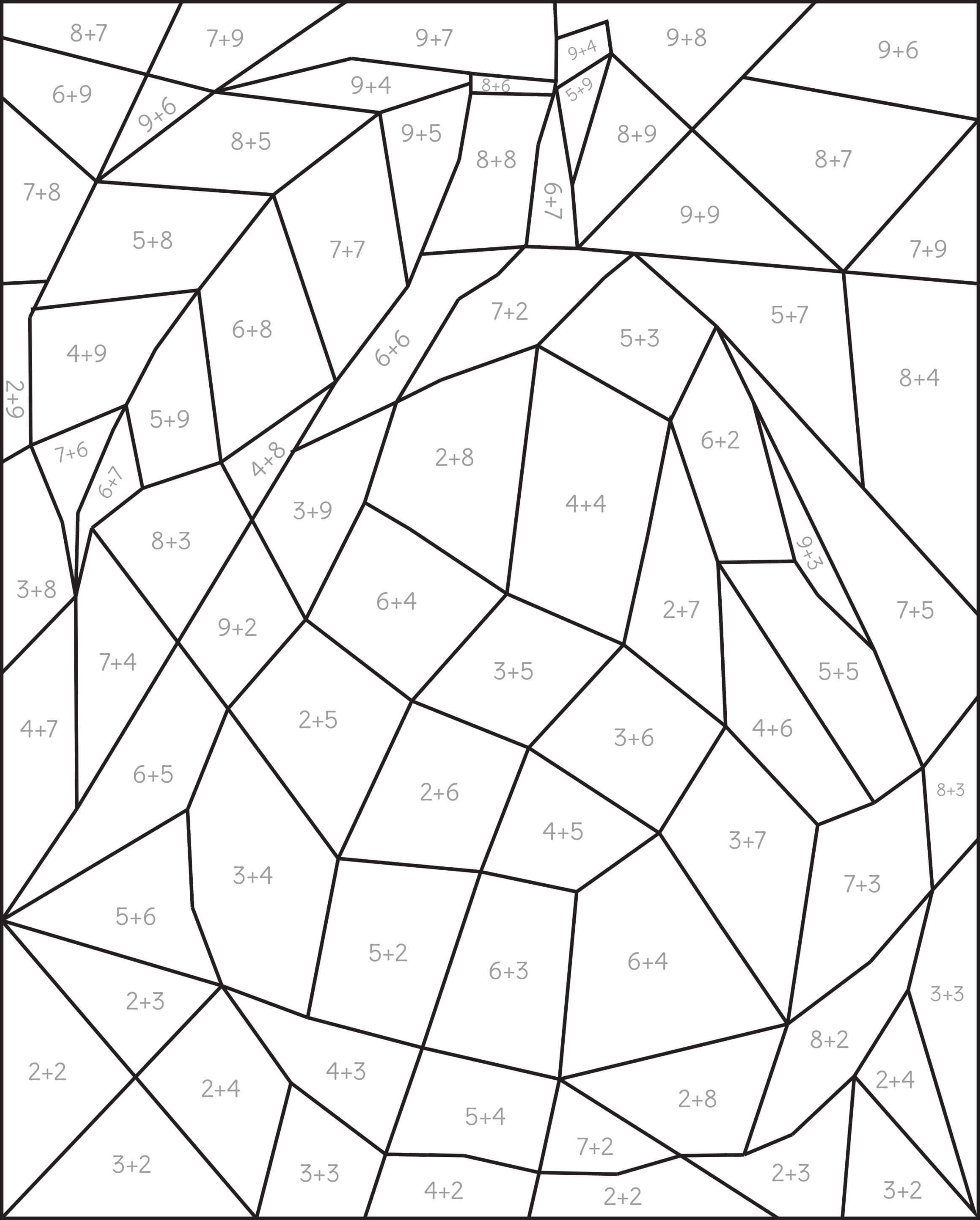
Name: _____ Date: _____

Direction: Color the picture using the code below.

Green 13, 14
Red 4, 5, 6

Pink 15, 16, 17, 18
Yellow 7, 8, 9, 10

Blue 11, 12



Subtraction within 10

Name: _____ Date: _____

Direction: Color the picture using the code below.

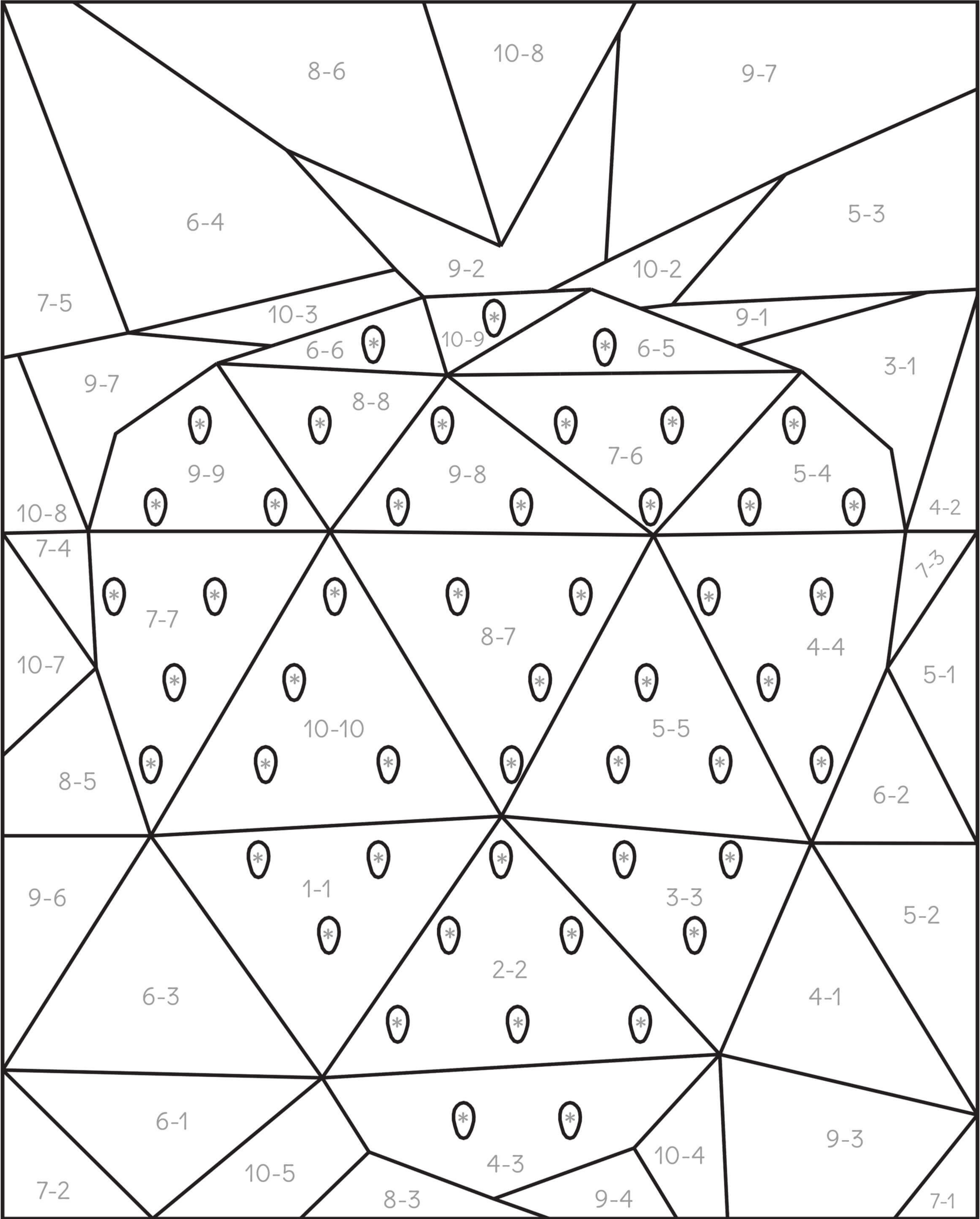
Blue 3, 4

Green 7, 8

Pink 5, 6

Red 0, 1

Yellow 2, *



Note: Color all the shapes containing * with Yellow Color.

air

plane

cup


cake


back

pack

pop

corn





rain

bow

lady


bug


bird

house

base

ball





horse

shoe

basket

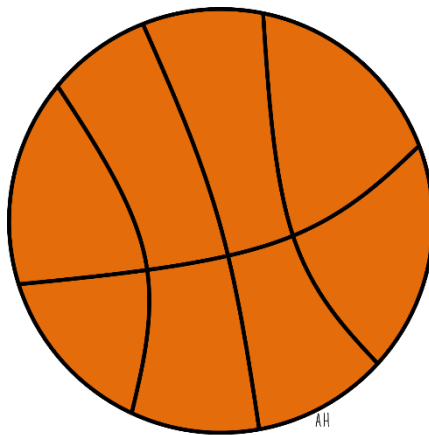

ball


tooth

brush

straw

berry








Directions: Write the first word, the second word, and then the compound word.

[illegible]

Preparing the Games

The game boards can be printed on cardstock or printed on paper and laminated. Alternatively, the games can also be printed on paper or cardstock and put into a sheet protector or dry erase pocket. Counters and dice are required to play.



Using the Math Board Games

Math Centers – The games are ideal for a math center activity. Have the children read the instructions themselves if possible as this is a great reading comprehension activity.

Whole Class Game – Enlarge the games on a copier and they can be used as a whole class game. The class can sit in a circle on the floor around the board and play in teams or the game board can be attached to a pin board or whiteboard. This method can be used to demonstrate how the game is played.

Display on Smart Board – The games can also be projected onto your smart board and the class can be broken into 2 or 4 teams to play. This method can be used to demonstrate how a game is played.


Homework – The games are also ideal for homework. It is a fun alternative to regular homework and parents can be involved in playing the game with their children. This is really popular with the kids and the parents.

Fast Finisher – The games can also be used as an activity for those children who finish their work early. Keep the games in a box or on a shelf where the children can access them when they finish their work.

Peer Tutoring – These games are a great activity for students to use to help each other. Pair a weaker student with a stronger student so students can 'tutor' others.

Students as Teachers – A really worthwhile activity is to have children learn a game and then teach it to others. Teaching others how to play is a great communication activity.

Buddy Class Activity – The games are also ideal as a buddy class activity. Have the younger students 'teach' their older buddies how to play the game.




Start

13-4

12-8

10-2




11-9

13-6

19-10

Dinosaur Subtraction Game

a game for 2 – 4 players
Need: counters, dice



14-6

8-7

15-9

13-10

15-5

13-8

14-5

12-6

11-7

11-1

16-9

4-3

10-6


10-8

14-7

11-8

17-9

14-5



3

10

5

2

4

7

8

9

1


6

7



8


9

5




Each player puts a counter on Start. Players take turns to roll the dice, move forward that many spaces, answer the fact, then cover the answer on a circle with a counter. If the number is covered the player doesn't cover any number on this turn. If a player lands on a dinosaur, they can cover a number of their choice. The winner is the player who covers the last circle.





Catch a Dinosaur

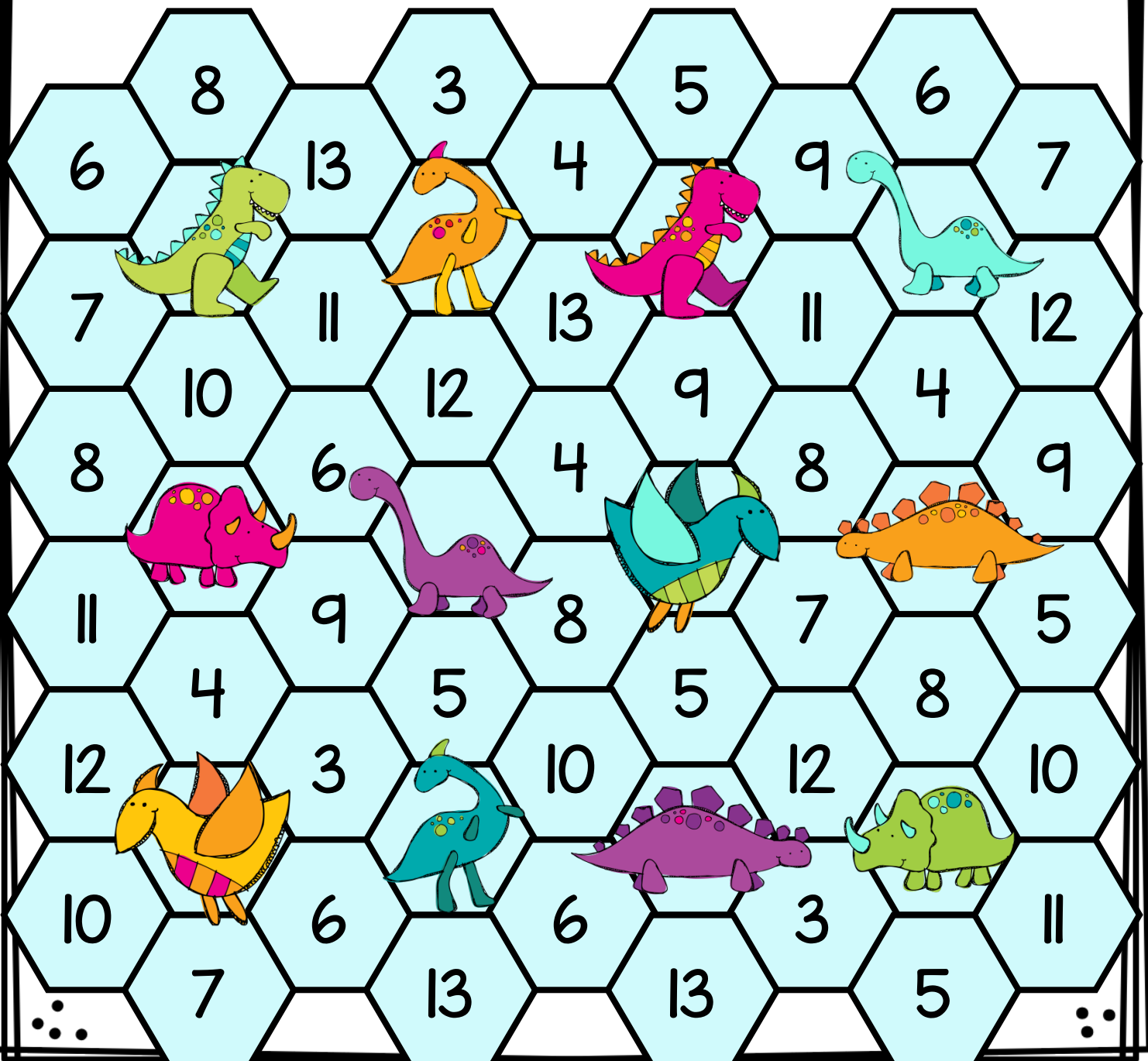
Take from 15



a game for 2 players

Need: counters, 2 dice

Players take turns to roll the two dice and add the numbers together. The player then takes the total from 15 and covers the answer on the board. e.g. If a player rolls 4 and 2 they would cover 9. Play continues until a dinosaur is caught with a counter on each of the spaces surrounding it. The player who places the last counter to catch the dinosaur is the winner.



all



SIGHTWORDS.com

am



SIGHTWORDS.com

are



SIGHTWORDS.com

at



SIGHTWORDS.com

ate



SIGHTWORDS.com

be



SIGHTWORDS.com

black



SIGHTWORDS.com

brown



SIGHTWORDS.com

but



SIGHTWORDS.com

came



SIGHTWORDS.com

did



SIGHTWORDS.com

do



SIGHTWORDS.com

eat



SIGHTWORDS.com

four



SIGHTWORDS.com

get



SIGHTWORDS.com

good



SIGHTWORDS.com

have



SIGHTWORDS.com

he



SIGHTWORDS.com

into



SIGHTWORDS.com

like



SIGHTWORDS.com

must



SIGHTWORDS.com

new



SIGHTWORDS.com

no



SIGHTWORDS.com

now



SIGHTWORDS.com

on



SIGHTWORDS.com

our



SIGHTWORDS.com

out



SIGHTWORDS.com

please



SIGHTWORDS.com

pretty



SIGHTWORDS.com

ran



SIGHTWORDS.com

ride



SIGHTWORDS.com

saw



SIGHTWORDS.com

say



SIGHTWORDS.com

she



SIGHTWORDS.com

so



SIGHTWORDS.com

soon



SIGHTWORDS.com

that



SIGHTWORDS.com

there



SIGHTWORDS.com

they



SIGHTWORDS.com

this



SIGHTWORDS.com

too



SIGHTWORDS.com

under



SIGHTWORDS.com

want



SIGHTWORDS.com

was



SIGHTWORDS.com

well



SIGHTWORDS.com

went



SIGHTWORDS.com

what



SIGHTWORDS.com

white



SIGHTWORDS.com

who



SIGHTWORDS.com

will



SIGHTWORDS.com

with



SIGHTWORDS.com

yes



SIGHTWORDS.com

Name: _____

Date: _____

Directions: Use proofreading marks on sentence. Then rewrite correctly underneath.

Capital Letters/Punctuation Practice

1. the cat is fat

2. the pig can sit

3. the fox sat on the box

4. pop the top

5. the bat can flap

My Sight Word

maze

Book!

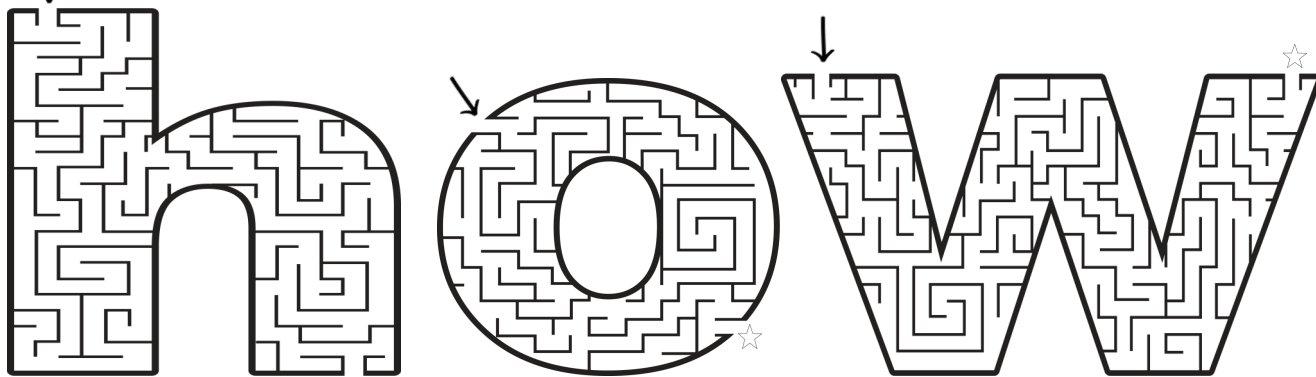
By _____

My Sight Word

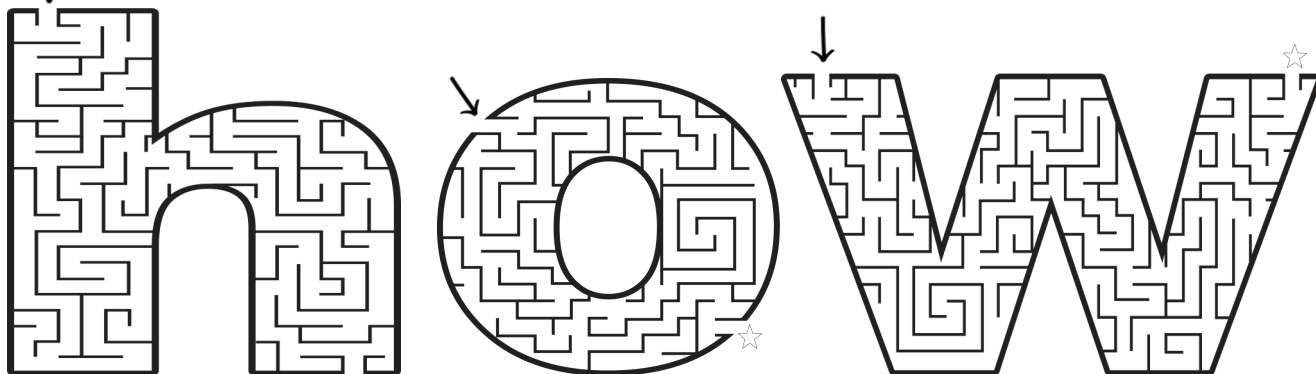
maze

Book!


By _____




Use this word in a sentence below.



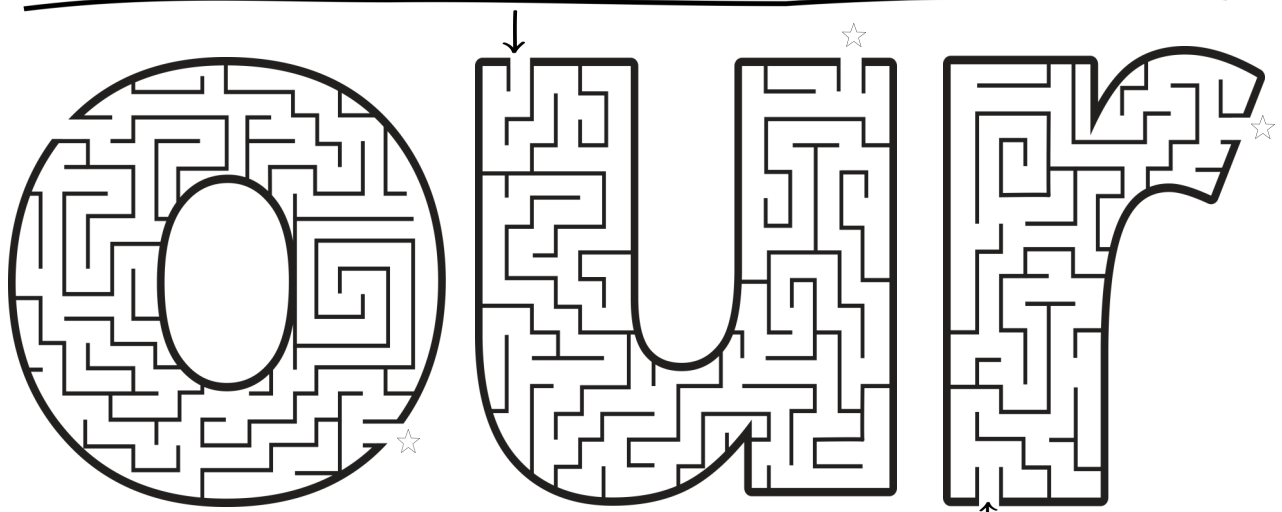
Use this word in a sentence below.



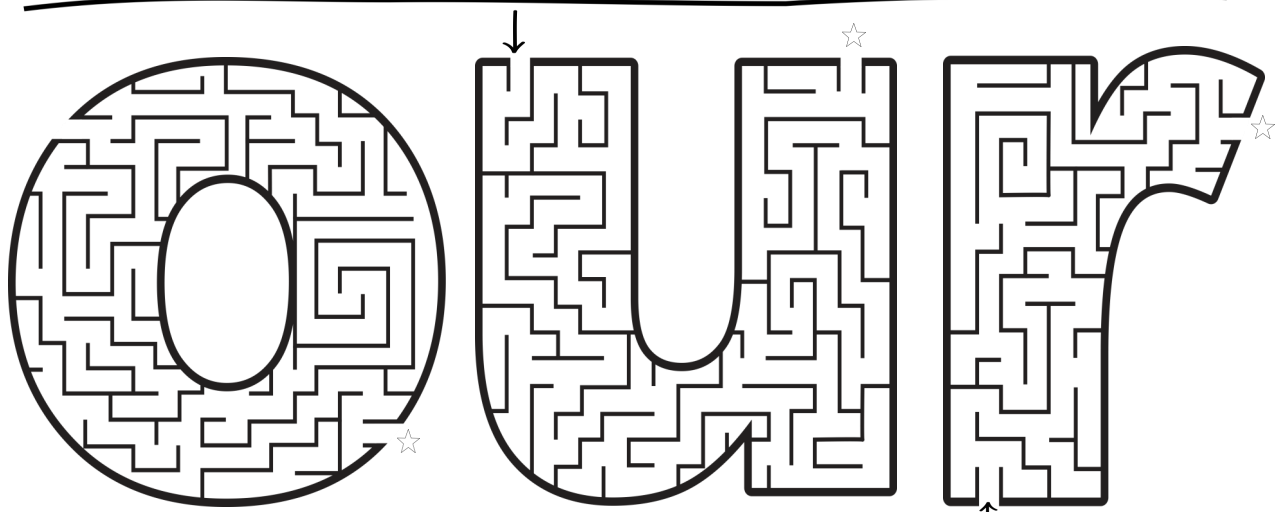
Use this word in a sentence below.




Use this word in a sentence below.




Use this word in a sentence below.




Use this word in a sentence below.




Use this word in a sentence below.



Use this word in a sentence below.



Use this word in a sentence below.



Use this word in a sentence below.

A hand-drawn rectangular box with a double-line border. In the top-left corner, there is a small arrow pointing down and then right. In the top-right corner, there is a small arrow pointing down and then left. In the bottom-left corner, there is a small arrow pointing up and then right. In the bottom-right corner, there is a small arrow pointing up and then left.

Color the sight words in the passage below.

how-red their-orange our-green outside-blue about-purple

Owen and Doug were outside at their house. Their brother Oliver was about to join them. Our ball flew into their yard!

"How about you toss our ball to us," we yelled!

Oliver tossed their ball over the fence! We went to their yard to return their ball and get our ball.

We all wanted to play outside together, but how?

A hand-drawn rectangular box with a double-line border. In the top-left corner, there is a small arrow pointing down and then right. In the top-right corner, there is a small arrow pointing down and then left. In the bottom-left corner, there is a small arrow pointing up and then right. In the bottom-right corner, there is a small arrow pointing up and then left.

Color the sight words in the passage below.

how-red their-orange our-green outside-blue about-purple

Owen and Doug were outside at their house. Their brother Oliver was about to join them. Our ball flew into their yard!

"How about you toss our ball to us," we yelled!

Oliver tossed their ball over the fence! We went to their yard to return their ball and get our ball.

We all wanted to play outside together, but how?

Short Vowel Review I

Digital Google Slides - Phonics Level B



Digital Google Slides Phonics Activities

Digital Terms of Use



Digital Terms of Use

Thank you for your purchase!

By purchasing this resource, you are agreeing that the contents are the property of **“Teaching With a Touch of Honey”** and licensed to you only for classroom/personal use as a single user. **“Teaching With a Touch of Honey”** is the owner of the copyright.

You May:

- Make copies for the purchaser’s classroom, including homeschooling and tutoring sessions.
- Make copies for backup purposes, but not with intent to redistribute.
- Reference (without distribution) this resource in blog posts, at seminars, professional development workshops, or other such venues provided there is credit given to myself as the author and a link back to my TpT store is included in your post/presentation.
- Share this resource with a single classroom on a secure online platform such as Google Classroom, Schoology, Edmodo, Blackboard, Canvas, See Saw, or other password protected site.

You May Not:

- Claim this work as your own
- Share this resource (part of it or in its entirety) on an unsecure website such as a blog, website, shared database, shared drive, mailing list, or social media sharing group.
- Create a tutorial video on how to use this product and share it on a public site.
- Repackage and/or sell or give away this product to others.
- Make copies of purchased items to share with others.

Thank you for abiding by these terms while using this product.

The Google Slides templates included in this resource may not be used to create something new and/or be distributed in any way without written consent from **“Teaching With a Touch of Honey.”**



Short Vowel Review – Phonics Activity Level B

Thank you for downloading “**Short Vowel Review – Phonics Activity Level B.**”

© Regier Educational Resources

Terms of Use:

This product is licensed for single classroom use only and may NOT be put on the internet, sold, or redistributed in whole or in part outside the scope of your classroom without written consent of the author. The resource can be uploaded and shared with each of the students in your classroom using Google Classroom. Copying any part of this product and placing on the internet in ANY FORM is a **violation** of the Digital Millennium Copyright Act (DMCA).

Please do NOT upload this resource to your class or school website.

See previous “Terms of Use” page for specific details on what you may and may not do with this resource. Thanks!

Please contact me at natalie@teachingwithatouchofhoney.com with any questions.

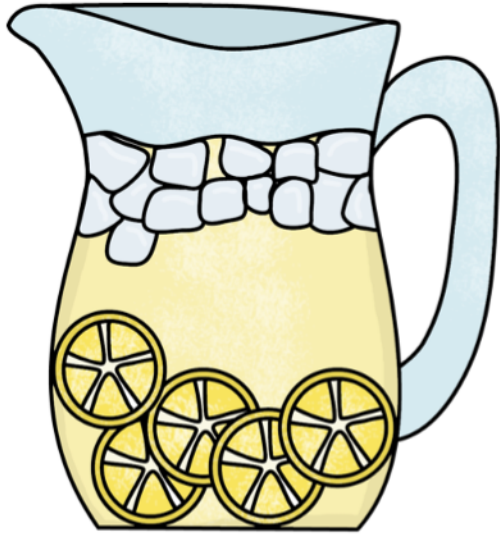
About the Author:

I am a teacher and writer of educational resources. I enjoy both of my roles immensely!

With over 25 years of teaching experience, I recognize that not all the students in your classroom have the same learning needs. I create materials to help individual students experience success through differentiation. Check out the teaching strategies and ideas at teachingwithatouchofhoney.com and the resources at my [TpT store](http://TpTstore.com). I have writing, assessment, goal setting, ELA and math resources for Kindergarten to Grade 3 students.

Thanks and Credits Go To:





j X g

a e i o u




b l X c k

a e i o u



d r x m

a e i o u




w



||

a e i o u



s x c k

a e i o u




c l X c k

a e i o u



m X m

a e i o u



m X p

a e i o u




r **x** n

a e i o u



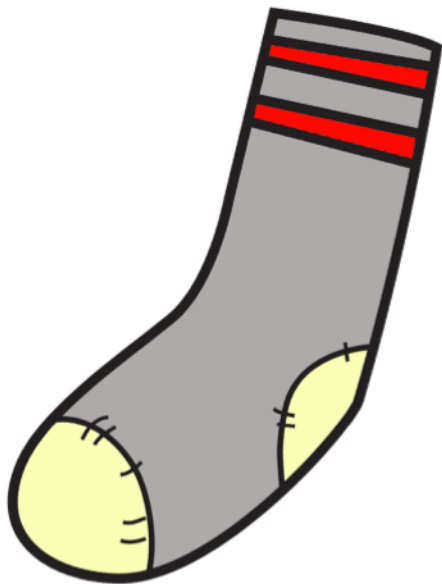
h X t

a e i o u



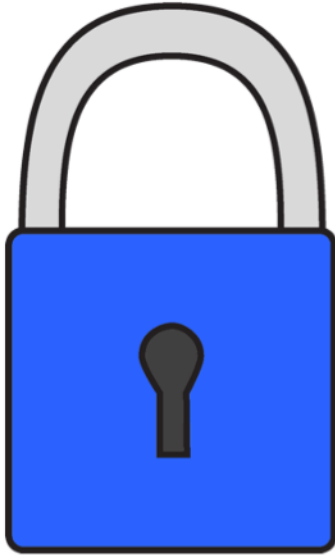
s p X d

a e i o u



s X c k

a e i o u



l X c k

a e i o u




s k x p

a e i o u




s w x m

a e i o u



b r X c k

a e i o u




p X g

a e i o u



t r X c k

a e i o u




s l X d

a e i o u




v x t

a e i o u




m x tt

a e i o u




t h X c k

a e i o u




h X n

a e i o u



d x g

a e i o u



s h X l l

a e i o u



c X t

a e i o u




p X c k

a e i o u



t x c k

a e i o u



f X s h

a e i o u



s n X c k

a e i o u


Name _____

Reading Comprehension

Read the short passage and answer the questions.

Fluffy the Cat

Fluffy is a cat. She likes to play. Fluffy can jump very high.



1. What kind of animal is Fluffy?

- ☐ dog
- ☐ cat

2. What does she like to do?

- ☐ play
- ☐ jump

3. What can Fluffy do?

- ☐ jump high
- ☐ walk


Name _____

Reading Comprehension

Read the short passage and answer the questions.

Football

Lou plays football. He loves football. Lou can run fast and throw far. He will ask Jon to play with him.



1. What does Lou play?

- ☐ games
- ☐ football
- ☐ soccer

2. What can Lou do?

- ☐ run fast
- ☐ jump high
- ☐ score

3. What will he do?

- ☐ wear a hat
- ☐ run fast
- ☐ ask Jon to play

Name _____

Reading Comprehension

Read the short passage and answer the questions.

My Friend

My friend's name is Ben.
Ben is a great friend. He is
five years old. Ben plays
soccer. We have so much
fun together!



1. What is my friend's name?

2. How old is he?

3. What does he play?

Skip Counting Posters

Multiples of 2-12

Skip Count by 10s

10 20 30 40 50

60 70 80 90

100

Multiples of 10

10 20 30 40 50

60 70 80 90

100

Skip Count by 5s

5 10 15 20 25

30 35 40 45 50

55 60 65 70 75

80 85 90 95 100

Multiples of 5

5 10 15 20 25

30 35 40 45 50

55 60 65 70 75

80 85 90 95 100

Skip Count by 2s

2 4 6 8 10

12 14 16 18 20

22 24 26 28 30

32 34 36 38 40

42 44 46 48 50

Multiples of 2

2 4 6 8 10

12 14 16 18 20

22 24 26 28 30

32 34 36 38 40

42 44 46 48 50

Skip Count by 2s

2 4 6 8 10 12 14 16 18

20 22 24 26 28 30 32

34 36 38 40 42 44 46

48 50 52 54 56 58 60

62 64 66 68 70 72 74

76 78 80 82 84 86 88

90 92 94 96 98 100

Multiples of 2

2	4	6	8	10	12	14	16	18
20	22	24	26	28	30	32		
34	36	38	40	42	44	46		
48	50	52	54	56	58	60		
62	64	66	68	70	72	74		
76	78	80	82	84	86	88		
90	92	94	96	98	100			

Skip Count by 3s

3 6 9 12

15 18 21 24

27 30 33 36

39 42 45 48

Multiples of 3

3 6 9 12

15 18 21 24

27 30 33 36

39 42 45 48

Skip Count by 4s

4 8 12 16 20

24 28 32 36 40

44 48 52 56 60

Multiples of 4

4 8 12 16 20

24 28 32 36 40

44 48 52 56 60

Skip Count by 6s

6 12 18 24

30 36 42 48

54 60 66 72

Multiples of 6

6 12 18 24

30 36 42 48

54 60 66 72

Skip Count by 7s

7 14 21 28

35 42 49 56

63 70 77 84

Multiples of 7

7 14 21 28

35 42 49 56

63 70 77 84

Skip Count by 8s

8 16 24 32

40 48 56 64

72 80 88 96

Multiples of 8

8 16 24 32

40 48 56 64

72 80 88 96

Skip Count by 9s

9 18 27 36

45 54 63 72

81 90 99 108

Multiples of 9

9 18 27 36

45 54 63 72

81 90 99 108

Skip Count by 100s

100 200 300 400

500 600 700

800 900

1000

Multiples of 100

100 200 300 400

500 600 700

800 900

1000

Skip Count by 11s

11

22

33

44

55

66

77

88

99

110

121

132

Multiples of 11

11

22

33

44

55

66

77

88

99

110

121

132

Skip Count by 12s

12

24

36

48

60

72

84

96

108

120

132

144

Multiples of 12

12

24

36

48

60

72

84

96

108

120

132

144

Thank You!

Please e-mail me at TheHappyTeacherTpT@gmail.com
if you have any questions or concerns about this item!

You can view more of my items at my TPT store:
<http://www.teacherspayteachers.com/Store/Thehappyteacher>

Check out my blog:
<http://thehappyteachertpt.blogspot.com/>

Frames and backgrounds were purchased
from dreamlikemagic.com and mygrafico.com.

Copyright © 2012 TheHappyTeacher
All rights reserved by author.
Permission to copy for single classroom use only.
Electronic distribution limited to single classroom use only.
Not for public display.